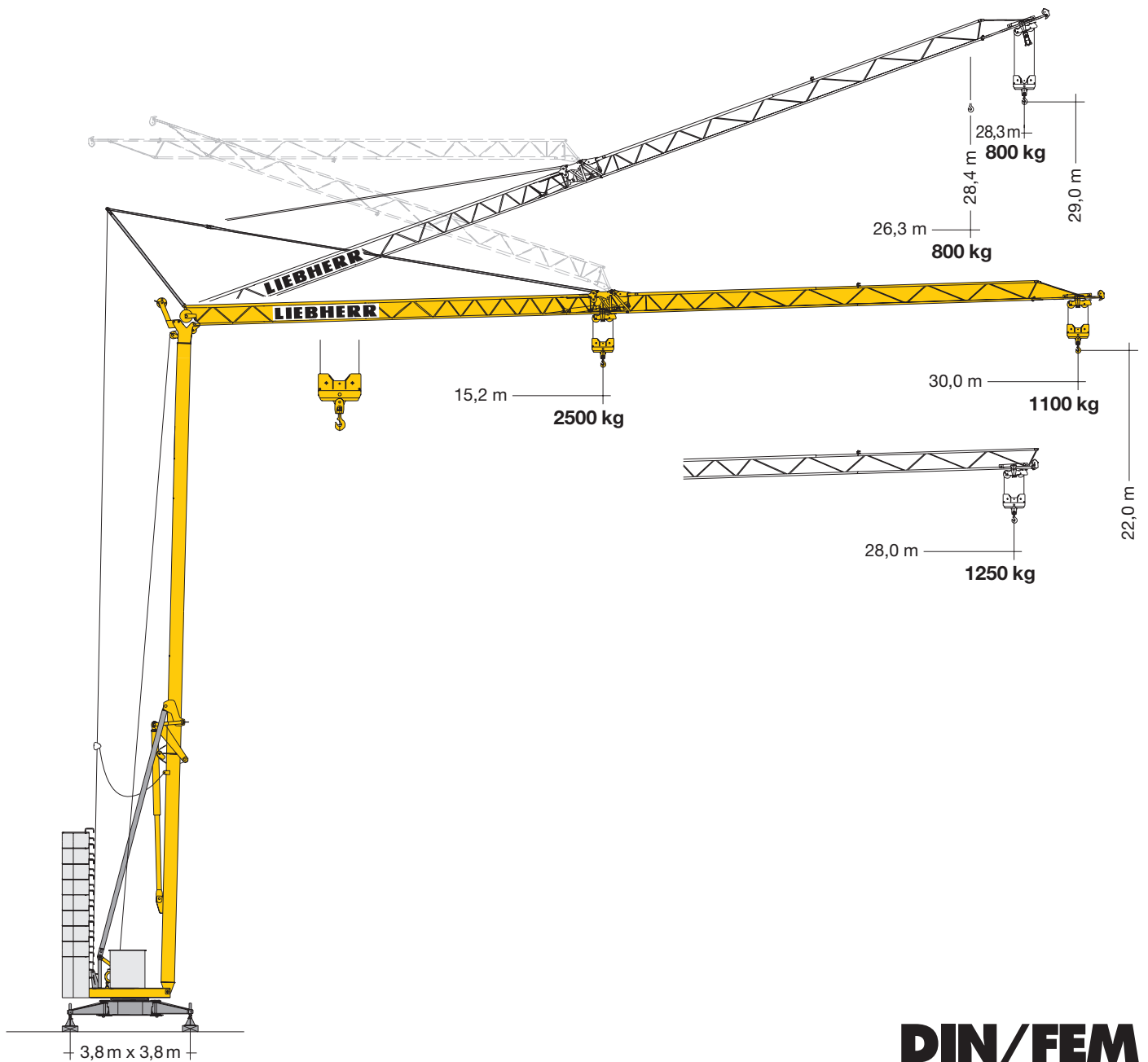


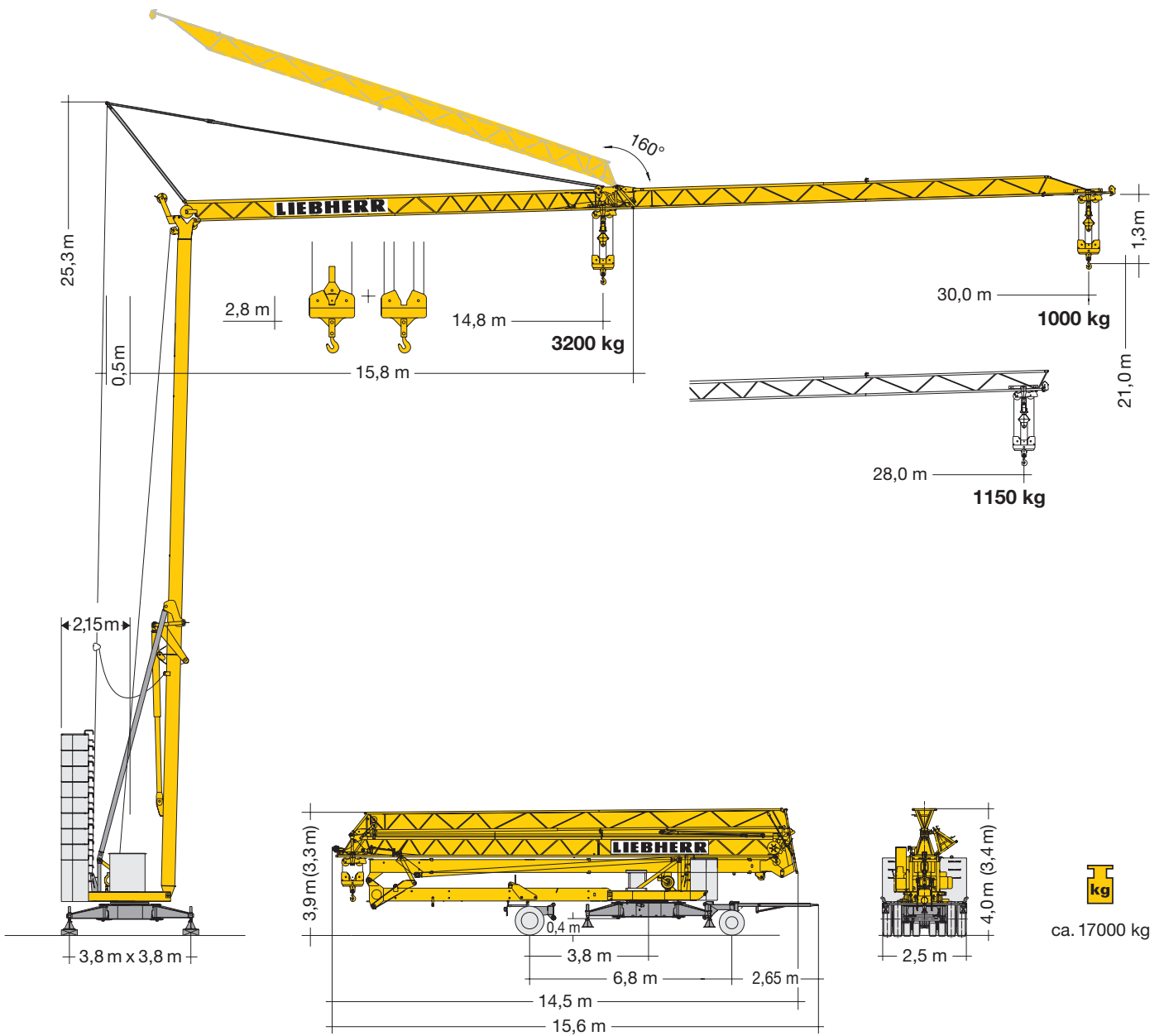
Turmdrehkran 32 H

Tower Crane / Grue à tour / Gru a torre / Grúa torre
Guindaste de torre / Башенный поворотный кран









DIN/FEM

LIEBHERR



Gewicht

Weight / Poids / Peso / Peso / Pesos / Macca

	$r = 2,15 \text{ m}$		1 x 4800 kg 7 x 2000 kg 18800 kg		1 x 4800 kg 8 x 2000 kg 20800 kg		10500 kg
			1 x 6800 kg 6 x 2000 kg		1 x 6800 kg 7 x 2000 kg		

Ausladung und Tragfähigkeit

Radius and capacity / Portée et charge / Sbraccio e portata
Alcances y cargas / Alcance e capacidade de carga / Вылет и грузоподъемность

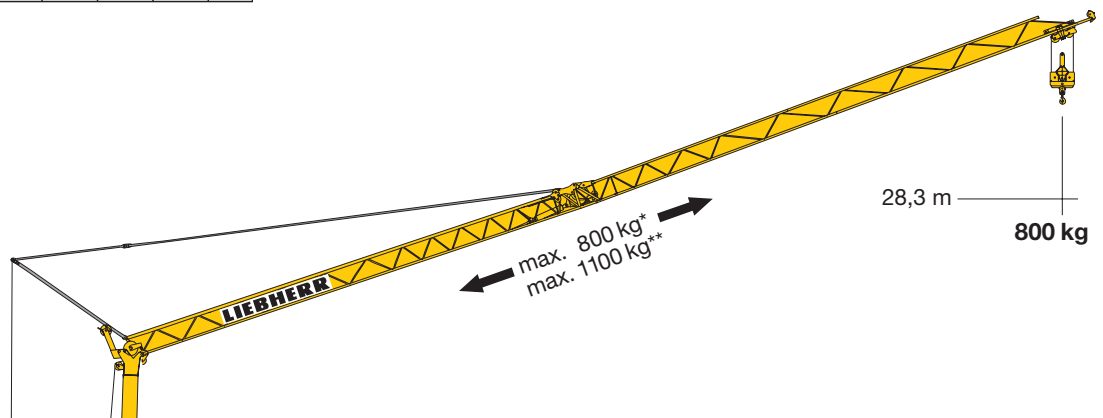
m	m/kg	m/kg																		
		12,0	13,0	14,0	15,0	16,0	17,0	18,0	19,0	20,0	21,0	22,0	23,0	24,0	25,0	26,0	27,0	28,0	29,0	30,0
30,0	2,8 - 15,2 2500	2500	2500	2500	2500	2350	2180	2040	1910	1800	1700	1600	1520	1440	1370	1310	1250	1200	1150	1100
28,0	2,8 - 15,7 2500	2500	2500	2500	2500	2450	2270	2120	1990	1870	1770	1670	1580	1500	1430	1370	1310	1250	1200	1150
14,8	2,8 - 14,8 2500	2500	2500	2500	2500															

m	m/kg	m/kg																				
		10,0	11,0	12,0	13,0	14,0	15,0	16,0	17,0	18,0	19,0	20,0	21,0	22,0	23,0	24,0	25,0	26,0	27,0	28,0	29,0	30,0
30,0	2,8 - 17,2 2000	2000	2000	2000	2000	2000	2000	2000	2000	1890	1770	1660	1560	1480	1400	1320	1260	1200	1140	1090	1040	1000
28,0	2,8 - 17,9 2000	2000	2000	2000	2000	2000	2000	2000	2000	1990	1860	1750	1640	1550	1470	1390	1330	1260	1200	1150		
14,8	2,8 - 14,8 2000	2000	2000	2000	2000	2000	2000															

m	m/kg	m/kg																				
		10,0	11,0	12,0	13,0	14,0	15,0	16,0	17,0	18,0	19,0	20,0	21,0	22,0	23,0	24,0	25,0	26,0	27,0	28,0	29,0	30,0
30,0	2,8 - 9,9 4000	3970	3500	3140	2840	2580	2370	2190	2030	1890	1770	1660	1560	1480	1400	1320	1260	1200	1140	1090	1040	1000
28,0	2,8 - 10,3 4000	4000	3680	3290	2980	2710	2490	2300	2130	1990	1860	1750	1640	1550	1470	1390	1330	1260	1200	1150		
14,8	2,8 - 12,4 4000	4000	4000	4000	3750	3430	3200															

Auslegersteilstellung 20°

Elevated jib 20°
Flèche inclinée 20°
Braccio inclinato a 20°
Pluma inclinada 20°
Lança inclinada 20°
Положение стрелы под углом 20°



Antriebe

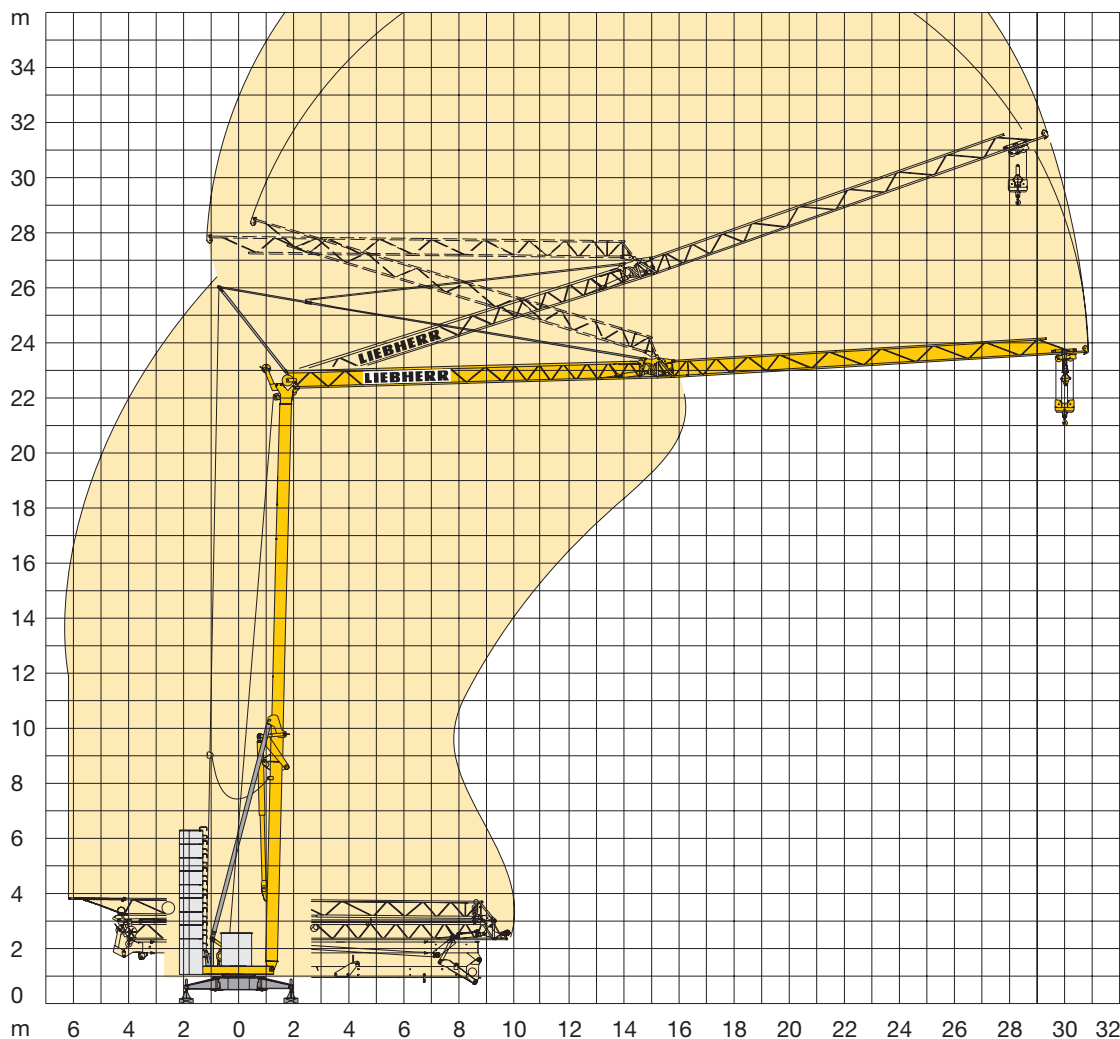
Driving units / Mécanismes d'entraînement / Meccanismi / Mecanismos / Mecanismos / Приводы

	U/min 0 ↔ 0,8 sl./min tr./min	2,2 kW EDC
	18,0 / 36,0 m/min	1,1 / 1,8 kW 1,9 / 2,8 kW
	ca. 160°/min.	4,0 kW

BGL		C.0.05.0031
------------	--	-------------

	400 V	Hz	kVA
57,0 m	4 x 6 mm ² KL	50	19,0 KL
87,0 m	4 x 6 mm ² FU		17,0 FU

	Stufe / Step / Cran / Marcia Velocidad / Velocidade Передача		
	kg	m/min	
11,0 kW KL 	1	2500	5,0
	2	2500	20,0
	3	1300	40,0
11,0 kW FU 	1	2000 4000	5,0 2,5
	2	2000 4000	20,0 10,0
	3	1300 2600	40,0 20,0
	1	2500	4,0
	2	2500	20,0
	3	1300	38,0
	4	1000	50,0
	1	2000 4000	4,0 2,0
	2	2000 4000	20,0 10,0
	3	1300 2600	38,0 19,0
	4	1000 2000	50,0 25,0



Kolli-Liste

Packing List / Liste de colisage / Lista dei colli
 Lista de contenido / Lista de embalagem / Упаковочный лист

Pos. Item Rep. Voce Pos. Ref. Поз.	Anz. Qty. Qte. Qta. Cant. Cant. Кол-во				L (m)	B (m)	H (m)	kg	
1	1	Transportachse vorne, H-Adapter / Road transport axle front, H adapter / Essieux de transport avant, pièce d'adapt. H / Assale anteriore, adattatore per H / Eje de transporte delantero, adaptador H / Eixo de transporte dianteiro, adaptador H / Транспортировочная ось, передняя, адаптер	Tra 100 KY 2			4,30	1,25	1,31	750
			Tra 100 KY 6 Tra 100 KY 6 A						
2	1	Transportachse hinten, H-Adapter / Road transport axle behind, H adapter / Essieux de transport arrière, pièce d'adapt. H / Assale posteriore, adattatore per H / Eje de transporte trasero, adaptador H / Eixo de transporte traseiro, adaptador H / Транспортировочная ось, задняя, адаптер	Tra 120 GY 1 und/and/et e/y/y GY 1 A			1,60	2,50	1,20	1000
3	1	Transportachse vorne m. Zwischenadapter / Road transport axle front w. adapter / Essieux de transport avant a. pièce d'adapt. / Assale anteriore con adattatore intermedio / Eje de transporte delantero con adaptador intermedio / Eixo de transporte dianteiro com adaptador intermédio / Транспортировочная ось, передняя, с промежуточным адаптером	Tra 100 KY 2			4,30	1,25	1,31	950
			Tra 100 KY 6 Tra 100 KY 6 A						
4	1	Transportachse hinten m. Zwischenadapter / Road transport axle behind w. adapter / Essieux de transport arrière a. pièce d'adapt. / Assale posteriore con adattatore intermedio / Eje de transporte trasero con adaptador intermedio / Eixo de transporte traseiro com adaptador intermédio / Транспортировочная ось, задняя, с промежуточным адаптером	Tra 120 GY 1 und/and/et e/y/y GY 1 A			1,75	2,50	1,25	1200

Konstruktionsänderungen vorbehalten! / Subject to alterations! / Sous réserves de modifications! / Riservato il diritto di modifiche strutturali!
 ¡Sujeto a modificaciones! / Salvo modificação da construçao! / Права на внесение конструкторских изменений сохраняются!

Sämtliche Angaben erfolgen ohne Gewähr. / This information is supplied without liability. / Ces renseignements sont sans garantie. / Tutte le indicazioni fornite senza garanzia. / Declinamos toda responsabilidad derivada de la información proporcionada. / Declinamos qualquer responsabilidade quanto à informação fornecida. / Все данные указаны без обязательств.

120 P – 4731 H1 B3 DIN 15018 • BGL C.0.05.0031 / FEM (Section 1) Krangruppe A3 und OENORM T3 • 04.07 / 7

Printed in Germany.